

Difficult-to-detect eye diseases

How they affect your vision



Glaucoma

Often called the “silent thief of sight,” it affects peripheral vision without warning.



Diabetic retinopathy

It is estimated that one-third of adults with diabetes are affected by this disease, which may cause blind spots and/or floaters.



Macular degeneration

A rapidly progressing eye disease that often goes undetected, it is a leading cause of central vision loss in people over 60.

To learn more, visit the National Eye Institute at

<https://nei.nih.gov>

<https://nei.nih.gov/health/maculardegen/>

<https://nei.nih.gov/health/diabetic/>

<https://nei.nih.gov/health/glaucoma/>

This brochure is only for basic information. It is not to be considered medical advice or a substitute for obtaining your own medical consultation, during which you will be informed also about possible risks and restrictions of OCT examinations.



The importance of a OCT retinal health check

Call us to schedule your OCT
retinal health check today!

Harvey H. Yamamoto, O.D., Inc.
417 N Euclid Avenue
Ontario, CA 91762

(909) 986-9951



Carl Zeiss Meditec, Inc.

ZEISS Group 5160 Hacienda Drive

Dublin CA 94568

EN_31_027_00081 / US_31_027_00081

© Carl Zeiss Meditec, Inc. 2016. All rights reserved.



Seeing beneath the surface

Eye health assessment beyond conventional eye exams

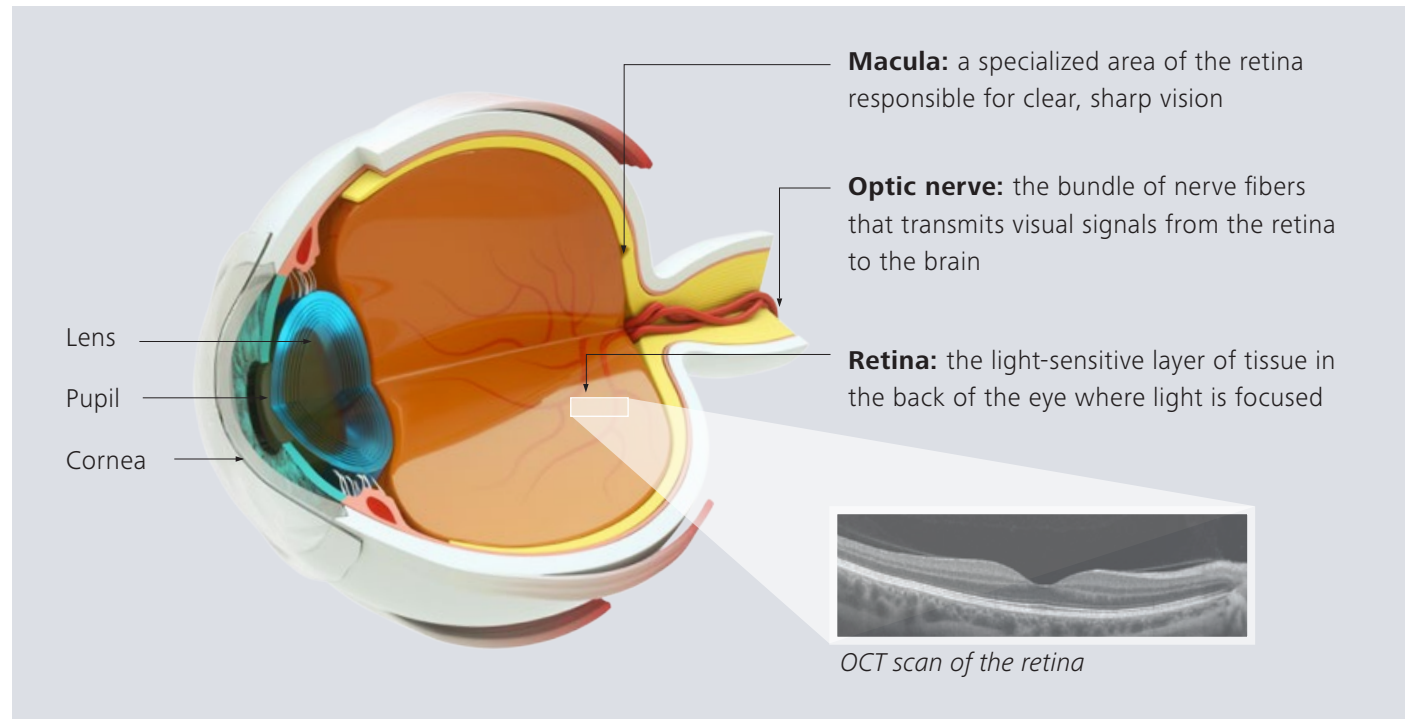
Eye diseases like glaucoma, macular degeneration, and diabetic retinopathy are not only very damaging, they are also very difficult to detect.

Early symptoms are not always identified with conventional eye examination methods. Reliably assessing the health of your eyes requires a more in-depth examination with advanced technology known as optical coherence tomography (OCT).

An OCT scan enables an in-depth assessment of the retina to detect warning signs before they affect vision. Consult your eye doctor for more information about the advantages of an OCT exam.

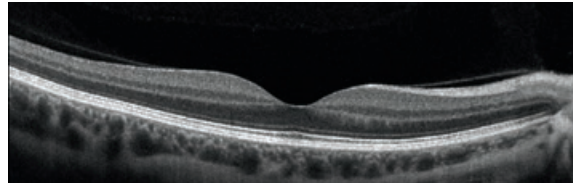
A pleasant examination experience

Similar to an ultrasound or MRI examination, an OCT scan is a quick, easy, and comfortable experience. Images are available for review in less than a minute.

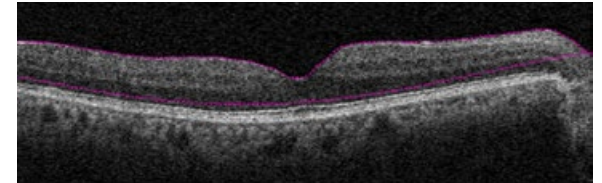


Structures in the back of the eye like the retina, macula, and optic nerve head play a vital role in keeping eyes healthy. An OCT scan allows your doctor to look below the surface to detect signs of potentially serious eye diseases early – and determine the best course of care for you.

Healthy OCT scan pattern



Diabetic retinopathy OCT scan pattern



Glaucoma OCT scan pattern



Wet macular degeneration OCT scan pattern

